

CONSCRIPT: Specifying and Enforcing Fine-Grained Security Policies for JavaScript in the Browser

Leo A. Meyerovich
University of California, Berkeley
lmeyerov@eecs.berkeley.edu

Benjamin Livshits
Microsoft Research
livshits@microsoft.com

Abstract—Much of the power of modern Web comes from the ability of a Web page to combine content and JavaScript code from disparate servers on the same page. While the ability to create such mash-ups is attractive for both the user and the developer because of extra functionality, code inclusion effectively opens the hosting site up for attacks and poor programming practices within every JavaScript library or API it chooses to use. In other words, expressiveness comes at the price of losing control. To regain the control, it is therefore valuable to provide means for the hosting page to *restrict* the behavior of the code that the page may include.

This paper presents CONSCRIPT¹, a client-side advice implementation for security, built on top of Internet Explorer 8. CONSCRIPT allows the hosting page to express fine-grained application-specific security policies that are enforced at runtime. In addition to presenting 17 widely-ranging security and reliability policies that CONSCRIPT enables, we also show how policies can be generated automatically through static analysis of server-side code or runtime analysis of client-side code. We also present a type system that helps ensure correctness of CONSCRIPT policies.

To show the practicality of CONSCRIPT in a range of settings, we compare the overhead of CONSCRIPT enforcement and conclude that it is significantly lower than that of other systems proposed in the literature, both on micro-benchmarks as well as large, widely-used applications such as MSN, GMail, Google Maps, and Live Desktop.

Keywords-JavaScript; Web and client-side programming; aspects; browsers; language security; security policies

I. INTRODUCTION

Much of the power of modern Web comes from the ability of a Web page to combine HTML and JavaScript code from disparate servers on the same page. For instance, a mash-up such as a Yelp! page describing a restaurant may use APIs from Google Maps to show the restaurant’s location, jQuery libraries to provide visual effects, and Yelp APIs to obtain the actual review and rating information. While the ability to create such client-side mash-ups within the same page is attractive for both the user and the developer because of the extra functionality this provides, because of including untrusted JavaScript code, the hosting page effectively opens itself up to attacks and poor programming practices from every JavaScript library or API it uses. For

instance, an included library might perform a prototype hijacking attack [1], drastically redefining the behavior of the remainder of the JavaScript code on the page.

CONSCRIPT, a browser-based *aspect system* for security proposed in this paper, focuses on empowering the hosting page to carefully *constrain* the code it executes. For example, the hosting page may restrict the use of `eval` to JSON only, restrict cross-frame communication or cross-domain requests, allow only white-listed script to be loaded, limit popup window construction, limit JavaScript access to cookies, disallow dynamic IFRAME creations, etc. These constraints take the form of fine-grained policies expressed as JavaScript aspects that the hosting page can use to change the behavior of subsequent code. In CONSCRIPT, this kind of behavior augmentation is done via the script include tag to provide a policy as follows:

```
<SCRIPT SRC="script.js" POLICY="function () {...}">
```

With CONSCRIPT, the first general browser-based policy enforcement mechanism for JavaScript to our knowledge, at a relatively low cost of several hundred lines of code added to the JavaScript engine, we gain vast expressive power. This paper presents 17 widely-ranging security and reliability policies that CONSCRIPT enables. To collect these policies, we studied bugs and anti-patterns in both “raw” JavaScript as well as popular JavaScript libraries such as jQuery. We also found bugs in and have rewritten many of the policies previously published in the literature [2, 3] in CONSCRIPT. We discovered that in many cases a few lines of policy code can be used instead of a new, specialized HTML tag. Our experience demonstrates that CONSCRIPT provides a general enforcement mechanism for a wide range of application-level security policies. We also show how classes of CONSCRIPT policies can be generated automatically, with static analysis of server-side code or runtime analysis of client-side code, removing the burden on the developer for specifying the right policy by hand. Finally, we propose a type system that makes it considerably easier to avoid common errors in policies.

We built CONSCRIPT by modifying the JavaScript interpreter in the Internet Explorer 8 Web browser. This paper describes our implementation, correctness considerations one has to take into account when writing CONSCRIPT

¹The name CONSCRIPT has been chosen to reflect our desire to restrict malicious script.

policies, as well as the results of our evaluation on a range of benchmarks, both small programs and large-scale applications such as MSN, GMail, and Live Desktop.

A. Contributions

This paper makes the following contributions.

Security aspects in the browser. We present a case for the use of aspects for enforcement of rich application-specific policies by the browser. Unlike previous fragile wrapper or rewriting aspect systems for the Web and dynamic languages, we advocate *deep aspects* that are directly supported by the JavaScript and browser runtimes. Modifying the JavaScript engine allows us to easily enforce properties that are difficult or impossible to fully enforce otherwise.

Correctness checking for aspects. CONSCRIPT proposes static and runtime validation strategies that ensure that aspects cannot be subverted through common attack vectors found in the literature.

Policies. We present 17 wide-ranging security and reliability policies. We show how to concisely express these policies in CONSCRIPT, often with only several lines of JavaScript code. These policies fall into the broad categories of controlling script introduction, imposing communication restrictions, limiting dangerous DOM interactions, and restricting API use. To our knowledge, this is the most comprehensive catalog of application-level security policies for JavaScript available to date.

Automatic policy generation. To further ease the policy specification burden on developers, we advocate *automatic* policy generation. We demonstrate two examples of directly enforcing CONSCRIPT policies automatically generated through static or runtime analysis.

Evaluation. We implemented the techniques described in this paper in the context of Internet Explorer 8. We assess the performance overhead of our client-side enforcement strategy on the overall program execution of real programs such as Google Maps and Live Desktop, as well as a set of JavaScript micro-benchmarks previously used by other researchers. We conclude that CONSCRIPT results in runtime enforcement overheads that hover around 1% for most large benchmarks, which is considerably smaller than both time and space overheads incurred by implementations previously proposed in the literature.

B. Paper Organization

The rest of the paper is organized as follows. Section II provides background on aspect systems. Section III gives a description of our implementation. Section IV talks about challenges of writing correct and secure policies and describes our policy verifier. Section V describes concrete policies we express using our aspect language. Section VI talks about how to automatically generate policies using static or runtime analysis. Section VII discusses our experimental

results. Finally, Sections VIII and IX describe related work and conclude.

II. OVERVIEW

This section presents an overview of the use of advice to enforce security and reliability properties in a browser.

A. Browser Enforcement of Application Policies

Many Web security policies are being proposed for both browsers and Web applications [4–6]. Similarly, corresponding enforcement mechanisms at the browser and script levels are also being advocated. These proposals highlight the diverse nature of Web security policies and suggest that the security concerns of a Web application are often orthogonal from those of the browser.

Currently, when determining how to enforce security policies of a Web application by using browser-level or script rewriting and wrapping approaches, there are large trade-offs in granularity, performance, and correctness [7–9]. We propose to expose browser mechanisms and to make them accessible through an advice system. Doing so lowers performance and code complexity barriers for current cross-cutting security policies (and those that have been too difficult or onerous to implement). Furthermore, enabling applications to deploy their own policies decreases the reliance upon browser upgrades to mitigate security threats.

B. Motivating Policy Example in CONSCRIPT

We start our description of CONSCRIPT advice by showing a motivating example of how it may be used in practice. One feature of the JavaScript language that is often considered undesirable for security is the `eval` construct. At the same time, because this construct is often used to de-serialize JSON strings, it is still commonly used. A naïve approach to prevent unrestricted use of `eval` involves redefining `eval` as follows:

```
window.eval = function(){/*...safe version...*/};
```

However, references to the native `eval` functions are difficult to hide fully. This is because `window.eval` and `window.parent.eval`, for instance, are both aliases for the same function in the JavaScript interpreter. Are there other access paths specified by Web standards, or, perhaps, provided by some non-standard browser feature for a particular release? Another issue is that some native JavaScript functions eschew redefinition, as the BrowserShield project experience suggests [9].

These factors combined call for browser-based support for such interposition, which can be implemented with the notion of *aspects* [10]. An aspect combines code (*advice*) to execute at specified moments of execution (*pointcut*). We are among the first to consider the use of aspects in an adversarial environment, as discussed in Section IV. Figure 1

```

1. <SCRIPT SRC="" POLICY="
2.   var substr = String.prototype.substr;
3.   var parse = JSON.parse;
4.   around(window.eval,
5.     function (oldEval, str) {
6.       var str2 = uCall(str, substr, 1,
7.         str.length - 1);
8.       var res = parse(str2);
9.       if (res) return res;
10.      else throw "eval only for JSON";
11.    } );">

```

Figure 1: Disallowing arbitrary eval calls.

shows how we support eval interception and argument checking. There are several things to point out:

- 1) Advice registration is done through a *reference* such as `window.eval` on line 4, pointing to the function closure whose execution will be advised.
- 2) The original advised function is passed into the advice function as the first parameter `oldEval` on line 5.
- 3) The argument to the original eval is passed as the second parameter `str` on line 5.
- 4) Exceptions may be thrown by advice on line 10; here we throw an exception to prevent eval on non-JSON arguments.
- 5) We leverage existing JavaScript features like using a closure to make a protected reference `parse` on line 3 that points to the function initially pointed to by `json_parse`.
- 6) Instead of a regular call to `str.substr`, we use a special construct `uCall` on line 6 to do the same so that this policy type-checks. Section IV addresses security considerations that arise when writing advice code that are mitigated through static typing.

C. Aspects: Binding Pointcuts to Advice

Our modification to the JavaScript runtime introduces so-called *around advice* by providing a new built-in function `around` (Figure 1). The function parameter is invoked directly before (and instead of) any function call specified by the first parameter. The advised function is no longer called: it is up to the policy (advice) designer whether and how to invoke the function and how to resume the program, i.e., forge a result, throw an exception, etc.

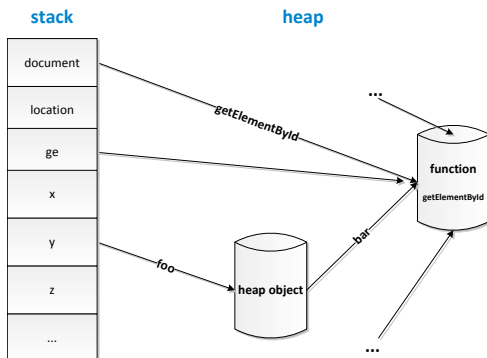


Figure 2: Multiple aliases of function `document.getElementById`.

D. Deep Advice

Unlike class-based object-oriented languages such as Java or C#, JavaScript does not natively support a class structure. So, a typical pointcut consisting of a fully-resolved class name and a method name simply does not apply to JavaScript. To refer to a function or an object field, one can use an *access path*, a sequence of identifiers like `window.location.href`. A function referred to by access path `document.getElementById` is just an object allocated on the JavaScript heap and, as such, it can easily be aliased with a statement `var ge = document.getElementById`;

Previously proposed advice systems in JavaScript [3] generally use *wrapping* of a particular access path to mediate access to it, which is a form of *shallow advice*. The issue is that this form of mediation is not complete; other aliases such as `ge` for the function being advised can be used to access the function directly. It is quite difficult to prove that no reference leaks occur.

CONSCRIPT advocates the notion of *deep advice*. The idea behind deep advice is best illustrated with an example: as mentioned before, function `document.getElementById` is referred to by at least two access paths: `document.getElementById` and `ge`, as illustrated in Figure 2. Registering advice on one of these access paths will in fact advise the *function itself*, independently of which access paths is used for the call. Deep advice is the default approach in CONSCRIPT.

E. Boot Sequence and Attack Model

CONSCRIPT attempts to limit the allowed behavior of JavaScript code by using application-level policies. We assume that an uncompromised browser properly initializes the JavaScript runtime, which creates built-in objects like `Array` and `Date` as well as objects pertaining to the browser embedding of the JavaScript engine such as `document` or `window`. Clearly, if the browser has been compromised, CONSCRIPT-style enforcement may not provide much protection.

Next in this “bootup sequence”, advice registration is performed. An appropriate analogy here is that advice is “kernel-level”, trusted code. Advice can be registered by the *hosting page*, which may subsequently proceed to load third-party, potentially untrusted JavaScript. However, the subsequent script’s execution will be restricted through advice registered by the hosting page.

Throughout this paper, we assume a powerful attacker who may try to introduce an arbitrary script into the page during library loading, which will be checked by CONSCRIPT. For instance, we may limit the scripts that can be injected into the page to a known whitelist, thereby limiting the potential of code injection attacks such as XSS [4]. Alternatively, it may be used to disallow accessing third-party links after cookie access, as explained in Section V.

```

<script src="jQuery.js" policy="
  around($, function ($, expr, ctx) {
    var nodes = $(expr, ctx);
    if (!nodes.length) throw 'Nothing was selected.';
    else return nodes; }); "/>

```

Figure 3: jQuery policy.

A special case of aspect loading pertains to when we need to load some code *before* registering an aspect. An example of this is a policy for controlling jQuery library behavior from Section V-D is shown in Figure 3. The policy is registered around the `$` function, which is only available in the global namespace *after* the jQuery library has been loaded. However, to make sure that `jQuery.js` is not changing the environment in undesirable ways, we need to make sure that `jQuery.js` only *declares* new code and does not *execute* anything as part of being included. This can be achieved through either a static analysis [11, 12] or by observing library loading at runtime. It is our assumption that in the future a CONSCRIPT-like system will be integrated with a library loading mechanism that will ensure that the loaded library is not trying to do anything other than registering new code. This is similar to some recent module proposals for JavaScript [13].

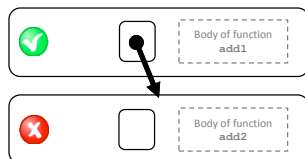
III. TECHNIQUES AND IMPLEMENTATION

A design goal for our implementation has been to make minimal changes to the JavaScript engine in Internet Explorer 8. All of our modifications are within the scripting engine; we did not need to modify any other browser subsystems such as the HTML rendering engine. We discuss advising functions and script introduction in Sections III-A and III-C. Section III-B focuses on optimizing advice.

A. Advising Functions

Our implementation changes the handling of the three types of JavaScript function pointers, as described below.

User-defined functions. Within the Internet Explorer’s JavaScript engine, JavaScript functions are represented with heap-allocated garbage-collected closures. For CONSCRIPT, we modified the closure object representation to contain 1) an optional pointer to an advice function pointer and 2) a bit to represent whether it is temporarily disabled. Upon initialization, the advice pointer is NULL. Binding advice to a closure is implemented within the runtime by setting the advice pointer on the closure to point to the function that should be run instead (Figure 4). Note that these extra fields



```

var add1 = function (x) { return x + 1 }
var add2 = function (_, x) { return x + 2 }
around(add1, add2)

```

Figure 4: Heap representation of a closure with advice.

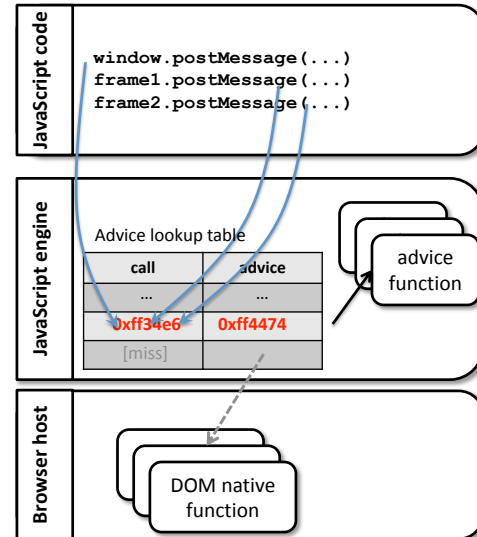


Figure 5: Foreign function (e.g., DOM) interpositioning.

are not exposed as JavaScript object fields; they are only visible within the C++ interpreter.

We modified the execution of a user-defined function to first check whether advice was registered and enabled. If so, execution proceeds by running the advice function. This interpositioning is fast in practice because the function to jump into has been resolved at registration time and the stack is already set up for a function call, with the exception of the function being advised being passed as a parameter on the stack.

Native functions. JavaScript supports a standard set of functions, like `eval` and its math libraries, that might be handled more efficiently than more general user-defined functions. As with user-defined functions, there is an explicit object in the interpreter for every such function: interpositioning is analogous to that for user-defined functions.

Foreign functions. A JavaScript engine is typically embedded within a larger hosting application, like a browser, and the host provides functions to the interpreter, which, in turn, exposes them to scripts. For example, Internet Explorer 8 provides COM functions to the JavaScript interpreter for cross-frame communication, which are reachable through the `window` and `document` objects, such as `window.postMessage`.

While such a function is still perceived by the script developer as a JavaScript closure, the hosting environment actually manages the underlying representation. The problem is that Internet Explorer 8’s JavaScript interpreter simply represents such functions with a single pointer; there is no object to which we can directly bind advice.

Our solution is to build a *translation table* on demand. As shown in Figure 5, whenever a script binds advice to an external function, the mapping from a function pointer to the corresponding advice function is added to the table. Once a function call is resolved to a foreign function, a check is first

made whether advice has been registered: a hit causes the advice to be called, while a miss continues the regular flow. The size of the table is bounded by the number of registered external functions to advise. We believe that compared to alternative implementation strategies, such as using fat pointers, our solution involves minimal instrumentation.

B. Blessing and Advice Optimizations

Consider simple “pass-through” advice that attempts to resume the originally invoked function:

```
function add1 (x) { return x + 1; }
function ok (f, x) { return f(x); }
around(add1, ok);
var three = add1(2);
```

Upon the initial call to `add1`, because advice is registered for it, `ok` will be called instead. Executing `ok` will call `f`, which is bound to `add1`, leading to infinite recursion.

To address this issue, we provide two functions, `bless` and `curse`, that temporarily manipulate the advice-set bit. A status bit is associated with every closure. Calling `bless` disables advice and calling an advised function checks it, and if the bit is disabled, re-enables the advice bit for the next call, but does not dispatch to the advice function for the current one. The above advice function would be rewritten:

```
function ok(f, x) { bless(); return f(x); }
```

However, in our experimentation with `CONSCRIPT`, we discovered that requiring an explicit call to `bless`, beyond being verbose, introduces an extra script-level function call for the typical case of a policy passing and therefore incurs a performance penalty. We perform *auto-blessing* by default: we assume advice will dispatch to the raw function and thus disable the advice upon dispatch. For the typical case, the advice code no longer needs to call `bless`.

Automatically flipping the advice bit upon advice invocation introduces a new concern. If the raw function is not called, such as for throwing an exception in response to a policy violation, the advice must be reenabled. We provide the function `curse` to turn the bit back on. For example, to only permit calls to `add1` with numeric parameters, one would write:

```
function onlyNum (f, x) {
  if (typeof x == 'number') return f(x);
  else { curse(); throw 'exn'; } }
around(add1, onlyNum);
```

Auto-blessing also results in a much lower performance overhead than the alternatives. We assess the performance of blessing and auto-blessing in Section VII.

C. Advising Script Introduction

Controlling the way new scripts are added to the Web application is paramount to application security. For the specific pointcut of *script introduction*, we modified the engine to support a different form of `around`. Before sending the source of a script to the parser etc., if script advice is registered, it is sent to the advice function:

```
var glbl = this;
aroundScript(function (src) {
  return (glbl == this) ? "" : src; });
```

In this case, the code about to be introduced is referred to by parameter `src`. As shown above, to determine whether the source is associated with a new `<SCRIPT>` tag or code inlined into an HTML tag (e.g., ``), advice must check the object to which the `this` is bound. We cannot reuse *around* because the *deep* function corresponding to code injection is not exposed to JavaScript so its use cannot be directly secured.

The string *returned* by the advice function will be passed through the parser instead. This simple advice mechanism could be used to completely change the way scripts are interpreted. For instance, Caja-style rewriting [7] or AdSafe-style subset checking [14] could be applied to the script before being passed to the JavaScript engine: unlike previous approaches that must account for all code injection points, all dynamically introduced code is directly subject to mediation, simplifying implementation.

IV. SECURING ADVICE

In this section, we consider attacks against `CONSCRIPT` advice policies. Auditing policies published by other researchers, we found that they are quite tricky to get right. This is true even for policies consisting of *only a few lines of JavaScript* [2,3]. While the idea of aspects is by no means new [15], in an adversarial environment, aspects are subject to a host of difficult issues.

In our attack model, we distinguish between *kernel* code (code loaded before an untrusted library) and *user* code (untrusted libraries that may execute after the loading sequence). It is our intention to protect against *advice tampering*, i.e. user code that attempts to interfere with the way advice is applied and followed at runtime by tampering with code or data. Our approach is to slightly modify the interpreter to enable isolated reasoning about policies. In Section IV-C, we discuss a custom static analysis to verify that policies are safe against common attacks.

A. Motivating Example: A Whitelist Policy

Consider the policy in Figure 6a that attempts to use a whitelist to limit which frames may be messaged. Using `CONSCRIPT`'s deep `around` advice eliminates concerns about alternate aliases for `postMessage`. However, there are further exploitable attack vectors:

1. toString redefinition: The target parameter is expected to be a string but this is never checked, so the attacker may foil the whitelist check with a clever use of a custom `toString` method:

```
var count = 0;
frame1.postMessage("1",
  {toString: function () {
    count++;
```

```

var okOrigin = {"http://www.google.com": true};
around(window.postMessage,
function (post, msg, target) {
  if (!okOrigin[target]) {
    curse(); throw 'err';
  } else return post.call(this, msg, target); });

```

```

let okOrigin = {"http://www.google.com": true };
around(window.postMessage,
function (post, msg, target) {
  let t = toPrimitive(target);
  if (!hasProp(okOrigin, t)) {
    curse(); throw 'err';
  } else return uCall(this, post, msg, t); });

```

Figure 6: Vulnerable (a) and secure version (b) of the same intended whitelisting policy. Policy (b) passes the type checker.

```

return count == 1 ? "http://www.google.com"
: "evil.com" });

```

2. Function.prototype poisoning:

Function.prototype may be modified to have method call invoke the auto-blessed function:

```

Function.prototype.call =
function () { window.postMessage("1", "evil.com"); }
frame1.postMessage("1", "http://www.google.com");

```

3. Object.prototype poisoning: New entries may be added to Object.prototype, including one whitelisting the URL "evil.com":

```

Object.prototype["evil.com"] = true;
frame1.postMessage("1", "evil.com");

```

4. Malicious getters: Combining poisoning attack 3 with a syntactically-invisible malicious getter function, an attacker may even gain access to the whitelist object and edit it:

```

Object.prototype.__defineGetter__("evil", function () {
  delete this["http://www.google.com"]; });
frame1.postMessage("1", "evil");

```

While aspects eliminate a common source of error in securing APIs — targeting the appropriate functionality — as these examples show, writing correct policy logic is still very tricky. Our solution is to make interpreter-level modifications that enable isolated reasoning and then provide a static analysis for policies. Figure 6b shows a version of the original policy that passes our checker and is also not vulnerable with respect to the attacks listed above.

B. New and Removed Features

To enable modular reasoning, we slightly modify the JavaScript interpreter. Just like the ES5’s standard’s strict mode [16] we eliminate dynamic constructs with and eval, as they make static reasoning quite difficult by allowing user code to manipulate seemingly encapsulated policy code. For instance, JavaScript exposes a limited form of stack inspection: if a policy calls an external helper function, that function may use field caller to access and modify arguments on the stack and call functions on the stack. In CONSCRIPT, we disallow caller access².

We added a new secure calling form uCall to avoid prototype poisoning attack 2 on call, which we can also use to build further calls. In attack 2, the policy writer wants to invoke call on post, but invocations of post.call(...)

²This feature is deprecated in the upcoming JavaScript language standard [16]. In particular, Section 15.3.5.4 notes: “If P is caller and v is a strict mode Function object, throw a TypeError exception.” Similar eval restrictions needed for encapsulation are given in Section 10.4.2.1.

are subject to prototype poisoning attacks. Figure 6b demonstrates our new primitive uCall that may be used to invoke functions with custom this objects (post in this example) but without prototype poisoning. Similarly, while we might try to avoid the poisoning in attack 3 of okOrigin[target] by writing okOrigin.hasOwnProperty(target) to check direct (non-inherited) fields of okOrigin, we must avoid using a poisoned hasOwnProperty. Our solution is to use uCall to encode the safely encapsulated hasProp function:

```

var h = {}.hasOwnProperty();
function hasProp (o, fld) {return uCall(o, h, fld);}

```

Finally, to avoid type forgery attacks as in attack 1, we provide function toPrimitive to perform the conversion from a potentially poisoned object to a primitive type.

C. Statically Validating Policies

We propose a static verifier to check for common security holes in policies. We use a type system in which traditional ML-style types, like arrows for functions and records for objects, are annotated with security labels. Only policies must type check (program code need not) and we assume the JavaScript interpreter restrictions from Section IV-B.

Challenging current attempts to analyze JavaScript, there is no formal semantics realistic enough to include many of the attack vectors we have discussed yet structured and tractable enough that anyone who is not the inventor has been able to use; formal proofs are therefore beyond the scope of this work. However, our system is an application of techniques established for analyzing C and Java using labels or qualifiers [17, 18] with adaptations derived from the (informal) ECMAScript standard and previous attempts to tame JavaScript like Caja [7]. We also phrase our analysis as a type system to present a concise yet reasonably thorough case analysis that also guides implementations.

The rest of this section is organized as follows. First, we present the safety properties checked at each term in our system and the corresponding trust labels for reasoning about them. Next, we summarize the underlying ML-like type system and examine some representative rules. We also briefly discuss type inference. We refer the reader to our technical report [19] for a more thorough presentation of our type system.

Policy Safety. In CONSCRIPT, we protect policies against violations of the following two properties:

- 1) **Reference isolation:** *Kernel objects should not flow to user code.* E.g., the whitelist in Figure 6 may only be referenced by policy code.

Label	Policy-only	Invocable
(u)ser object		
(k)ernel environment function		✓
protected (o)bject	✓	✓

Figure 7: Label properties.

- 2) **Access path integrity of explicitly invoked functions**³: *When a policy invokes a function, that function should be known at time of policy loading.* Otherwise, the call may be subject to prototype poisoning, as with `call` in Figure 6a.

Security Labels. To reason about whether any term violates one of our properties, each one is labeled with a privilege level: `u`, `k`, or `o`. The privilege level determines which (if any) of the following two properties is enforced for a particular value, as summarized in Figure 7:

- **Policy-only.** The policy-only property is for reference isolation, signaling which values user code cannot directly reference (and, implicitly, stating user code might have access to any other). For example, an object representing a whitelist defined in policy code should not leak out (Figure 6) and thus should be policy-only. In CONSCRIPT, the opposite of being policy-only is being a potential sink for capability leaks. For example, if an object is not policy-only, it might be accessible to user code, as would any of its fields. These fields act like an escape sink towards user code; they should not be assigned a policy-only value like a whitelist. Label `o` values are policy-only (Figure 7). Only special CONSCRIPT primitives or closures and object literals defined in a policy are labeled `o`.
- **Invocable.** The invocable property is for tracking access path integrity at call sites. For example, function `window.postMessage` in Figure 6 is accessed in the top-level at policy definition time and thus should be marked as invocable in the top level without concern for hijacking. Similarly, policy-only terms are labeled `o` and are never leaked: they are not hijacked and may be invoked.

Our labels form a lattice: $(\perp < k < u < \top) \cup (\perp < o < \top)$. For example, `o` terms cannot be substituted for `u` or `k` terms during assignments. Similarly, `k` (invocable) terms may be substituted for `u` (non-invocable) terms as fewer interactions may be performed with `u` terms. We represent substitution with flow relation $L_1 \triangleright L_2$, read as L_1 may flow to (or substitute for) L_2 , such as $k \triangleright u$ and $o \triangleright o$. Such flow checks might be replaced with proper subtyping in future versions.

An ML-like Core Language. Our core language is an ML-like subset of JavaScript. The base value for every

³Stronger properties might disallow any user function invocation, which is too draconian, or any user function invocation, which is too cumbersome (e.g., field access requires explicit permission due to setters and getters).

type (e.g., T_1 in $T_1^{L_1}$) is the primitive type `*` or an ML-like type constructor: $(\dots; fld_n : T_n^{L_n})$ for a record type, $\dots \times T_n^{L_n} \rightarrow T_o^{L_o}$ for a function type, and T^L `ref` for a reference type. Note that if T_1 is a type constructor, its component types will be labeled. We use these type constructors to provide structure — otherwise, label tracking would be too imprecise. Primitive types cover heap values allocated outside of policies: we do not trust external logic so have little interest in the structure of its values. To simplify reasoning, new primitives like `around` are not first-class and, like AdSafe [14], we statically disallow JavaScript keywords like `arguments`, as detailed in our technical report [19].

Inference Rule Samples. This section examines several examples of how labels are used in our type system.

Calling trusted foreign functions: Consider the invocation of `uCall(this, post, msg, t)` in Figure 6b. `uCall` is for invoking non-policy functions, but the rule must ensure that the non-policy function has not been hijacked and that it is not leaked a reference to policy objects:

$$\frac{\begin{array}{l} \text{uCall} \notin \Gamma \quad \Gamma \vdash o : T_o^{L_o} \quad L_o \triangleright u \\ \Gamma \vdash f : \star^{L_f} \quad L_f = k \\ \Gamma \vdash a_n : T_n^{L_n} \quad L_n \triangleright u \quad i \in \{\dots, n\} \end{array}}{\Gamma \vdash \text{uCall}(o, f [, \dots, a_n]) : \star^u} \quad (\text{inner-level uCall})$$

We cannot use an ordinary arrow type for `uCall`: the first antecedent checks that it is truly the environment’s `uCall`. The fourth antecedent checks that `post`’s base type is `*`: `uCall` is not intended for policy functions. The fifth antecedent requires `post` to have label `k`, meaning it could not have been hijacked and can thus be invoked. Using flow relation \triangleright , the third and seventh antecedents check that `this`, `msg`, and `t` arguments have low enough privilege to be allowed to flow to user code (label `u`). As f is not a policy function, we know the result of `uCall` is a primitive (e.g., of non-policy origin) value of type `*`.

Our system syntactically distinguishes top-level code, executed when advice is registered and thus has access to kernel APIs in the global environment, from code nested within function bodies, which might run in response to user code that has poisoned the global environment. If `uCall` is used in the top-level, we label the return value as `k`, meaning it can be used to load kernel APIs. However, the above rule is for inner-level expressions so we cannot trust that the result has not been hijacked: the return type is labeled `u`.

Dynamic field sets: The second rule applies to the syntactic form $o[i] = v$. Intuitively, if i is not a direct field of o , o ’s prototype chain will be checked for i , which might resolve to a field on `Object.prototype`. In the case of poisoning with a setter, similar to attack 4 (Section IV-A), o may leak. As we do not statically know the value of i , such a call is only allowed if o ’s type has a privilege label that states it is acceptable to leak it to user code ($L_1 \triangleright u$).

- 1) $\llbracket \mathbb{K} \rrbracket = \star^k$
- 2) $\llbracket \mathbb{U} \rrbracket = \star^u$
- 3) $\llbracket \{\dots, fld_n : T_n\} \rrbracket = (\dots; fld_n : \llbracket T_n \rrbracket \text{ref}^{label(\llbracket T_n \rrbracket)} \circ)$
- 4) $\llbracket [\dots \times T_n \rightarrow T_o] \rrbracket = \dots \times \llbracket T_n \rrbracket \rightarrow^\circ \llbracket T_o \rrbracket$

where $label(T^L) = L$.

Figure 8: Interpretation $\llbracket \cdot \rrbracket$ of policy annotations as type annotations.

$$\frac{\Gamma \vdash o : T_1^{L_1} \quad \Gamma \vdash i : T_2^{L_2} \quad \Gamma \vdash v : T_3^{L_3} \quad L_1, L_2, L_3 \triangleright u}{\Gamma \vdash o[i] = v : T_3^{L_3}} \quad (\text{dyn set})$$

If term i is an object, it will be dispatched to the `toString` method. `toString` might be poisoned to leak object i , so we must check that i 's label allows it to flow to user values ($L_2 \triangleright u$). Due to these same attacks, we must also ensure that it is acceptable to leak v to user code: $L_3 \triangleright u$. The other antecedents simply check that the terms are well-typed.

Static field sets with records. The third rule applies to form $o.f = v$ where o is defined within the policy code, such as if we wanted to modify the whitelist. In this case, o must be a record type (with policy origin):

$$\frac{\Gamma \vdash o : (f : T^L; r)^\circ \quad \Gamma \vdash v : T^L}{\Gamma \vdash o.f = v : T^L} \quad (\text{k stat set})$$

Unlike with dynamic field sets, we can check that the desired field actually exists in the record, in which case there is no prototype poisoning attack to leak o . If the record's field and assignment's right-hand side labels and types match, the assigned value will not be leaked either.

Label Inference. Label inference follows base type inference. If labels are ignored, the base types may be inferred using ML-style unification. Concrete label o is introduced for type constructors and labels k and u for top-level and inner-level global variables, respectively. The remaining labels are variables that may be inferred as suggested in the JQual project, for instance [18] for general type qualifier labels.

V. POLICIES

In this section we present a variety of fine-grained policies we expressed with CONSCRIPT. To collect these policies, we studied bugs and anti-patterns in both "raw" JavaScript as well as popular JavaScript libraries such as jQuery. We also investigated and rewrote some of the policies published in the literature [2,3] in CONSCRIPT. We discovered that in some cases, a few lines of policy code can replace a new specialized HTML tag. This demonstrates that CONSCRIPT provides a general enforcement mechanism for a wide range of application-level security policies. Crucially, our type system helped us avoid many errors found in previously proposed policies and even a few of our own.

To help demonstrate the value our type system described in Section IV-C provides, we manually annotate variable declarations and function parameters with security labels. Due to some invariants of CONSCRIPT's use of labeled

types, our policy annotations (Section V) use a simpler language than that of our type annotations. Figure 8 defines a syntax-directed translation from policy annotations to more verbose but canonical labeled type annotations. The intuition is that terms with label u or k have base type \star (rules 1 and 2, exercised in policy 2) and that terms whose base types are constructors will have label o (rules 3 and 4, exercised in policies 2 and 4, respectively). As these redundancies may be reconstructed in a simple, direct manner, our policy annotation language elides them.

In the remainder of this section, the policies are grouped as controls on vectors for dynamic code introduction (Section V-A), communication restrictions (Section V-B), document object policies (Section V-C), and API and library reliability guidelines (Section V-D).

A. Script Introduction Policies

We start with an important class of policies used for controlled dynamic introduction of code. Recall that CONSCRIPT is designed to protect the hosting page from either malicious or poorly-written third-party code and libraries. As such, the hosting page may choose to enforce properties of the introduced code and this section explores some of these possibilities.

As an extreme, one might write a CONSCRIPT policy to parse dynamically injected code and perform static analysis on it, rejecting everything that does not match a static analysis policy [11, 12]. Static analysis techniques currently struggle with mechanisms for intercepting dynamically injected code [12, 20], which CONSCRIPT more cleanly exposes, as show below. Recall that in the case of script interception advice, the policy is designed to return the code that the JavaScript interpreter will proceed to run instead of the code being introduced.

1. No dynamic scripts

The simplest policy is to simply disallow any code from being introduced after a certain point, such as after the main library loads. We encode disabling scripts by returning the empty string back to the JavaScript interpreter.

```
<script src="main.js" policy="
  aroundScript(function () { return ''; }); ">
```

2. No string arguments to setInterval, setTimeout

The functions `setInterval` and `setTimeout` run callbacks in response to the passing of time. A closure is typically passed in for the callback parameter. Surprisingly, and even commonly proscribed in introductory tutorials, string arguments to be evaluated may also be accepted. This attack vector may be easily dealt with.

```
let onlyFnc : K x U x U -> K =
function (setWhen : K, fn : U, time : U) {
  if ((typeof fn) != "function") {
    curse();
    throw "The time API requires functions as inputs.";
  } else {
    return setWhen(fn, time);
  }
};
```



```
around(setInterval, onlyFnc);
around(setTimeout, onlyFnc);
```

3. No inline scripts

Previous code injection attacks such as the *Samy worm* would often try to attach malicious script to DOM elements. The policy below aims to prevent inline scripts: if a script's context is not the global object, it is an inline script, so the empty string is returned to the interpreter.

```
let glbl : K = this;
aroundScript(function (src) {
  return glbl == this ? src : ""; });
```

4. Script tag whitelist

We can ensure that statically loaded script tags have a source listed in whitelist *w*. When the advice function is invoked, the script tag has been created, but the script has not yet been executed. Therefore, for statically loaded scripts, checking the *src* attribute of the last one in the document tree suffices. A more direct interface would be to modify our system to also pass in the node or script context as a parameter to the script advice function [6]. Issues of correctness pertaining to whitelist use are covered in Section IV-B.

```
let glbl : K = this;
let getScripts : K = document.getElementsByTagName;
let doc : K = document;
let w : {"good.js": K} = {"good.js": true};
aroundScript(function (load : K, src : U) {
  if (this == glbl) {
    let scripts : U = uCall(doc, getScripts, "script");
    return hasProp(w, scripts[scripts.length - 1].src) ?
      load(src) : "";
  } });
```

Note that we do not check the two field accesses when looking up the script *src*: getter functions might be invoked at these points, arguably violating access path integrity (but not reference isolation). We could statically check for getter and setter equivalents of *uCall* at these points, but found such a restriction to be of little benefit.

5. NOINLINESCRIPT tag

BEEP [4] advocates the introduction of a `<noscript>` tag. Fortunately, `CONSCRIPT` is general enough to implement this tag in the form of a policy. As a finer-grained version, the following policy prevents inline scripts from being loaded as descendants of a `<noinlinescript>` tag:

```
let glbl : K = this;
let getScripts : K = document.getElementsByTagName;
let doc : K = document;
aroundScript(function (load : K, src : U) {
  if (this == glbl) return src;
  else {
    let n : U = this;
    while (n)
      if (n.tagName == "NOINLINESCRIPT") return "";
      else n = n.parentNode;
    return src; } });
```

The significance of this example is that we can securely previously proposed HTML tags using our primitives, separating the slow process of defining new standards and upgrading browsers from securing applications.

B. Communication Restrictions

Our trust model, reflecting modern application design, expands an application's trust boundary to include the client.

By trusting client-side computations, Web applications are now sensitive to how a client communicates with untrusted principals. Developers should now, for example, more carefully restrict how messages are passed to frames belonging to untrusted origins or what RPC calls are made to third-party servers. Browser policies are coarse and may be ignored; we show how applications may enforce fine-grained policies on communication.

6. Restrict XMLHttpRequest to secure connections

`XMLHttpRequest` enables communication with an application's server without reloading a page. An instance of the `XMLHttpRequest` object provides the method `open(mode, url, sync, username, password)`, where the last two parameters are optional. A program that specifies a username and password has heightened security concerns. The following policy ensures, if a username and password is supplied, that the connection is over HTTPS.

```
let substr : K = String.prototype.substr;
around((new XMLHttpRequest()).open,
  function (o : K, m : U, u : U, a : U, nm : U, pw : U) {
    {
      let name : K = toPrimitive(nm);
      let password : K = toPrimitive(pw);
      let url : K = toPrimitive(u);
      if ((name || password)
        && uCall(url, substr, 0, 8) != "https://") {
        curse(); throw "Use HTTPS for secure a XHR.";
      } else
        return uCall(this, o, m, url, a, name, password);
    } });
```

7. HTTP-only cookies

Servers often store state on the client to avoid costs associated with maintaining session state between calls to the server. Cookies may therefore contain valuable state information that should only be read and written by the server. We therefore might want to disable JavaScript access to cookies.

```
let httpOnly : K -> K = function (_ : K) {
  curse(); throw "HTTP-only cookies"; };
around(getField(document, "cookie"), httpOnly);
around(setField(document, "cookie"), httpOnly);
```

8. Whitelist cross-frame messages

The `postMessage` function may transmit primitive values between frames of differing origins. While a developer may specify the intended origin of the receiving frame during a particular call, which prevents man-in-the-middle attacks [21], the developer is not obligated to. The following requires such a specification and, further, limits communication to a whitelist of URIs.

```
let okOrigins : {"http://www.google.com": K}
= {"http://www.google.com": true};
around(window.postMessage,
  function (p : K, msg : U, target : U) {
    let t : K = toPrimitive(target);
    if (!hasProp(okOrigins, t)) {
      curse(); throw 'err';
    } else return p(msg, t); });
```

9. Whitelist cross-domain requests

The push to have more application functionality run in the browser has led to new primitives like `XDomainRequest` for communicating with foreign servers without requiring a server-side proxy (which might have performed its own access checks). Similar to the

postMessage example, we introduce a check against a whitelist of URIs before allowing cross-domain server requests.

```
let w : {"http://www.google.com": K}
= {"http://www.google.com": true};
around((new XMLHttpRequest()).open),
function (x : K, a1 : U, url : U) {
  let u : K = toPrimitive(url);
  if (!hasProp(w, u)) {
    curse(); throw 'err';
  } else return x(a1, u); });
```

A subtlety of the XMLHttpRequest and XMLHttpRequest examples are that we advise the function attached as method open on request object instances. Each request object calls the same function, one for XMLHttpRequest calls and a different one for XMLHttpRequest calls. Using the rqst.open(...) form just passes in rqst to the advised function as the this object; despite advising a function reached through one instance of a request object, we are indeed advising the function shared by all of them. This is analogous to advising eval by using just one alias.

C. DOM Interactions

DOM interaction are a common source of security flaws. This section shows how CONSCRIPT policies can help reign in some of these issues.

10. No foreign links after a cookie access

The following policy, proposed by Kikuchi et al. [2], is intended to prevent links from being used for cookie access. The first advice function represents eliminating side-channels. The second advice function, after being triggered, enables a stricter policy mode. The third advice function attaches a policy to src attributes of dynamically generated nodes: it avoids toString rewriting attacks and, whenever the strict policy is enabled, whitelists target domains.

```
around(document.setAttribute, function () {
  curse(); throw 'err'; });
let ok : K = true;
around(getFld("cookie", document), function (g : K) {
  ok = false;
  return g(); });
let slice : K = Array.prototype.slice;

around(document.createElement, function (c : K, t : U) {
  let elt : U = uCall(document, c, t);
  if (elt.nodeName == "A")
    around(setFld("href", elt),
      function (setter : K, v : U) {
        let str : K = toPrimitive(v);
        if (ok ||
            uCall(str, slice, 12) == "http://g.com/")
          setter(str);
        else {
          curse();
          throw 'err'; } });
  return elt;
});
```

We show how this policy can be implemented in CONSCRIPT with only a few lines of policy code.

11. Limit popup window construction

Below we show the implementation of another policy proposed by Kikuchi et al. [2], we can limit the number of attempts to open a popup window by counting the number of invocations. Further, we can restrict the dimensions of the popup window.

```
let split : K = String.prototype.split;
let toLower : K = String.prototype.toLowerCase();
let match : K = String.prototype.match;
let toInt : K = parseInt;
let count : K = 0;
around(window.open,
function (w : K, url : U, name : U, features : U) {
  if (count++ > 2) {
    curse(); throw 'err';
  } else if (features) {
    let f = toPrimitive(features);
    let a = uCall(f, split, ",");
    let i = 0;
    while (i < a.length) {
      var o = uCall(a[i], split, "=");
      var prop = uCall(o[0], toLower);
      if (uCall(prop, match, "width|height"))
        if (toInt(o[1]) < 100) {
          curse(); throw 'err'; }
      i++; }
    return w(url, name, f); } });
```

To further prevent click-jacking, a similar policy might also be used to restrict where the window may be moved.

12. Disable dynamic IFRAME creation

Phung et al. [3] introduce a policy to prevent the construction of IFRAME elements using createElement. Note that unlike the original policy, ours is safe from attacks like running delete on the attribute or accessing the createElement function from other aliases.

```
around(document.createElement,
function (c : K, tag : U) {
  let elt : U = uCall(document, c, tag);
  if (elt.nodeName == "IFRAME") throw 'err';
  else return elt; });
```

13. Whitelist URL redirections

Phung et al. [3] advocate checking programmatic URL redirections against a whitelist. Note in the following policy the common theme of not leaking the whitelist:

```
let whitelist : {"http://microsoft.com": K}
= {"http://microsoft.com": true};
around(setFld(document, "location"),
function (setter : K, url : U) {
  let to : K = toPrimitive(url);
  if (hasProp(whitelist, to)) setter(to);
  else { curse(); throw 'err'; } });
```

14. Prevent resource abuse

A common policy is for preventing abuse of resources like modal dialogs. These may be disabled simply:

```
let err : K -> K = function () { curse(); throw 'err'; });
around(prompt, err); around(alert, err);
```

D. API and Programming Reliability Guidelines

A key use case for advice is to introduce additional constraints such as pre- and post-conditions on the use of important APIs. In the following examples, also note how the structured nature of advice allows us to install upgrades to third-party libraries like jQuery without needing to manually reinstrument or otherwise specially handle the new versions in our policies.

15. Simple and fast jQuery selectors

\$ is a core operator in the popular jQuery library that, given a selector expression, returns the matching document elements.

For code style or, more commonly, performance concerns about selectors, a simple pre-condition is to disallow selectors with slow composition operators.

```
<script src="jQuery.js" policy="
  let match : K = String.prototype.match;
  let r : K = /^[a-zA-Z0-9.#:]+(( > | ) [a-zA-Z0-9.#:]+)+$/;
  around($, function ($ : K, selStr : U) {
    let s : K = toPrimitive(selStr);
    if (!uCall(s, match, r)) {
      curse();
      throw 'Compose selectors only with ( > ) or ( . ) .';
    } else return $(s); });"/>
```

16. Explicit jQuery selector failure

An anti-pattern by jQuery is to silently fail when no elements are returned by \$, allowing a library user to attach behavior to the null-set. An application may choose to add the post-condition that \$ return values should not be empty.

```
<script src="jQuery.js" policy="
  around($, function ($ : K, expr : U, ctx : U) {
    let nodes : U = $(expr, ctx);
    if (!nodes.length) throw 'Nothing was selected.';
    else return nodes; });"/>
```

17. Staged eval restrictions

A common implicit invariant in JavaScript applications is that they use `eval` [22] but only in restricted ways. This might more precisely appear as a staged precondition. For example, we might allow the trusted jQuery library to initialize itself using `eval` but, for all subsequent code, we might then restrict usage of `eval` to deserializing JSON objects.

```
<script src="jQuery.js" policy="
  let parse : K = JSON.parse;
  around(eval : K, function (_ : K, evalStrArg : U) {
    curse();
    return parse(evalStrArg); }); });"/>
```

VI. AUTOMATICALLY GENERATED POLICIES

Writing policies by hand places the burden on the developer to “get things right”. Fortunately, relatively few modern large-scale Web applications are constructed in isolation, without using a framework or a toolkit of some kind, such as GWT [23], Volta [24], Java J2EE, ASP.NET, etc. These frameworks can bring in policies of their own that extend to applications written on top of them. Policies specific to a particular application can also be inferred through static analysis or runtime training. In this section we explore two case studies in generating and then enforcing such policies. The first described in Section VI-A uses a very simple form of static analysis on the server to restrict possible behavior on the client. The second described in Section VI-B uses runtime training to determine “expected” benign behavior and then rejects behaviors outside of the training set.

Once a policy is generated, it must be correctly and efficiently enforced. We demonstrate CONSCRIPT can enforce our generated policies, and, in Section VII, assess performance.

A. Private Methods in Script#

Script# is a tool that translates C# code into JavaScript [25]. This tool is used in a variety of large-scale commercial projects such as Live Maps to simplify and quicken the development process. As part of its C#-to-JavaScript translation, Script# takes a set of C# classes and translates them into JavaScript. However, these two languages are really quite different. One area of distinction is that C# supports access qualifiers such as `internal`, `private`, `protected`, and `public`, and JavaScript does not. After the translation takes place, a previously private method is effectively accessible as a public one to any piece of code that is loaded before and after the code that has been translated with Script#. This issue is sometimes referred to as failure of full abstraction [26], and leads to unauthorized code and data access.

Fortunately, CONSCRIPT makes this deficiency simple to rectify by generating a policy as part of the translation process. We traverse the original C# program source offline, identifying private methods and, for each, also identify public entry points to the classes (public methods) in which the private methods are found. Note that this information is readily available to a Script# language compiler.

We automatically generate policies from this list: an enabled status bit is allocated for every class, where entry through a public point is modified to enable the corresponding class bit, exit resets it, and access of a private method checks it. The privileged policy bits are encapsulated within the set of policies and the (anonymous) policies are associated with the method objects; private methods may only be called when public ones are on the stack, akin to *cflow* pointcuts in other aspect systems [15]. If we exposed `arguments.caller` to policies, we could match the exact access modifier semantics and would only need to instrument the private methods.

B. Intrusion Detection of Client-Side Exploits

In practice, many JavaScript applications only exercise a small subset of browser capabilities, but this subset varies between applications. According to the principle of least authority, if an application does not need a capability, it should not have it. Instead of using a preset list, which may be too lax, or manually generating the policy list of acceptable functionality, which may be error-prone, here we demonstrate the potential for automatically restricting browser functionality to a subset. Such a subset can be synthesized through runtime training. This is similar to intrusion detection techniques that train on valid runs observing system calls or their sequences, proceeding to flag all other possibilities as suspicious [20, 27, 28]. An interesting observation is that CONSCRIPT may be used to apply logging aspects to a large number of functions to see which ones are used at the time of training. CONSCRIPT can also be used to enforce the blacklist at the time of detection.

This general approach may be used to harden many Web sites and applications. Consider the popular Web applications GMail and Google Calendar. As a Web-based program designed to display untrusted HTML email, GMail is a particularly good example for this style of intrusion detection. If a maliciously crafted message “breaks out” of GMail sanitization, which is what happened in the case of the Yamanner worm [29], our aspects will flag attempts to execute previously unseen dangerous method calls. A Google Calendar user might similarly attempt to circumvent sanitization by creating a meeting request with a malicious body and sending it to others.

In our experiments, we blacklisted `XDomainRequest`, `XMLHttpRequest`, `postMessage`, `setTimeout`, `setInterval`, `eval`, `alert`, `prompt` and several other potentially dangerous methods not seen during training. We did not encounter any intrusion detection alarms.

VII. EVALUATION

This section presents an evaluation of CONSCRIPT in the context of Internet Explorer 8. Our primary focus is on the runtime overhead introduced with CONSCRIPT instrumentation compared to alternative techniques. Section VII-A talks about our experimental setup. Section VII-B evaluates micro-benchmarks and Section VII-C focuses on applying CONSCRIPT advice to large AJAX sites and applications such as MSN, GMail, and Live Desktop; a summary of information for these applications is given in Figure 10. All measurements reported in this section were performed on a Dual Core 3GHz Pentium 2 machine running Windows Vista. In addition to measuring the performance overhead, we also compare CONSCRIPT’s *space* overhead to that induced by JavaScript code rewriting systems Caja [7] and WebSandbox [8] and the advice system proposed in Kikuchi et al. [2] in Section VII-D.

A. Browser Modifications for CONSCRIPT

As explained in Section III, we modified the JavaScript interpreter in Internet Explorer 8 to support advising functions and dynamic script introduction. In addition, for the integrity of policies, we had to disable features like `arguments.callee`, as suggested by ECMAScript 5 [16], and introduce more secure calling forms for primitive functions like `around`, `uCall`, etc., as discussed in Section IV-B.

Overall, our changes are small and we believe similar augmentations can be made to scripting engines of other browsers. In total, we have added 969 lines to the JavaScript interpreter over 60 different code locations, which constitutes a small fraction of the overall interpreter size. About half of these changes were boilerplate for exposing new functionality as JavaScript functions: once discounted, the average instrumentation point was only 8 lines of code. In contrast, Caja [7], a source rewriting tool, currently has over 181,000 lines of code in its main source directory.

Task	raw	wrapping	blessing	auto-blessing
USER-DEFINED FUNCTIONS				
<code>function(){} </code>	1	3.86	1.06	1.02
<code>function(){return +1;} </code>	1	4.04	1.07	1.03
NATIVE FUNCTIONS				
<code>Math.tan(5) </code>	1	1.37	2.16	1.27
<code>eval("1") </code>	1	1.53	1.47	1.36
<code>eval("if(true>true;false;") </code>	1	2.93	1.79	1.72
FOREIGN FUNCTIONS				
<code>getElementsByName("div") </code>	1	5.57	1.31	1.20
<code>createElement("div") </code>	1	4.63	1.2	1.10
Average	1	3.42	1.44	1.24

Figure 9: Runtime overhead of applying aspects to micro-benchmarks.

Our modifications are not verified, but verifying even the uninstrumented interpreter is an open problem, and our approach assuages concerns about browser-specific logic and library-level reimplementations of core functionality.

B. Runtime Overhead on Micro-benchmarks

Potentially thwarting our goal of fine-grained policy support is interpositioning cost. Language-level support, in static languages, has been shown to take away much of the instrumentation cost of an aspect system. In particular, the cost of additional function dispatches introduced by a naïve syntactic desugaring of an aspect might be eliminated by approaches like inlining. We find similar benefits for a dynamic language. In this section we study the overhead of 1) mediating a function call with advice, and 2) of lesser concern, the initialization overhead of associating an advice policy with a function to protect.

Overhead of Advice Interpositioning. We consider the cost of running advice that simply proxies calls with no side-effect beyond the seemingly inherent performance cost of an indirected call. This removes the policy cost, leaving only the advice mechanism and the original function. Further refining previous benchmarks of a proposed wrapping system [3], we distinguish between advising user defined functions, native functions provided by the JavaScript interpreter (at low cost), and external native DOM functions exposed to the JavaScript interpreter through a COM interface (at a high cost). A summary of our micro-measurements is shown in Figure 9.

To collect our measurements, for every benchmark, we start a new JavaScript runtime, run 10,000 invocations of the advised function, and normalize over the cost of running 10,000 invocations of the function unadvised.

We also measure the overhead of the wrapping approach discussed earlier. Our measured performance of wrapper-based advice is 2–3x better than reported by others [3], perhaps due to using a different browser or our care in

Application	URL	JavaScript	
		files	size (KB)
GMail	mail.google.com	32	421
Google Calendar	calendar.google.com	5	360
Live Desktop	www.mesh.com	3	178
MSN	www.msn.com	3	17

Figure 10: Macro-benchmark information summary.

not inserting extraneous calls nor conflating policy logic with advice mechanisms. In almost all benchmarks, even naïve language-level support of advice with explicit `bless` calls (column “`bless`”) performs 2.7x faster than wrapping (column “`wrapping`”). Introducing further optimizations, like auto-blessing (column “`auto-bless`”), always outperforms wrapping with an average 2.9x speedup over wrapped invocation speed. While the benefits of language-based support were largely expected for user-defined functions (rows 1–2), speedup in advising native interpreter functions (tests 3–5) and DOM functions (tests 6–7), which are often privileged, is not as obvious.

Initialization Overhead. A survey of aspect literature shows that advice registration can be quite expensive: an unoptimized DOM wrapper approach takes 9 ms to initialize [30] and therefore can be as expensive as 100 ms on a mobile device [31].

In CONSCRIPT, starting a new application session creates a new interpreter session with globally available advice functions. A new local environment is created that aliases these advice function objects and global references to them are deleted, making the local environment privileged. Note that these manipulations only pertain to generally small advice functions, not the large set of DOM and JavaScript library functions that would be necessary for complete mediation in other approaches. Policies are then run, not in the global environment, but the privileged local one.

The initialization overhead is quite small in our experiments. Based on a trial of 10,000 runs, creating the privileged environment and removing global access costs only 24 μ s. The remaining costs for loading policies are analogous to the optimized process of handling source attributes for a `<SCRIPT>` tag.

C. Runtime Overhead on Macro-benchmarks

While the experiments on micro-benchmarks above show superiority of CONSCRIPT compared to other techniques, the real test of our system is when it comes to advising large existing applications. To this end, we automatically generate policies, as discussed in Section VI, and apply them to large, JavaScript-heavy sites and applications such as MSN, Google Maps, and Google Calendar, etc. to measure the performance overhead in normal use.

For every experiment, we locally cached all resource requests and performed dynamic rewriting of Web pages to add our advice to the `<HEAD>` section using the Fiddler proxy [32]. For performance measurements of large

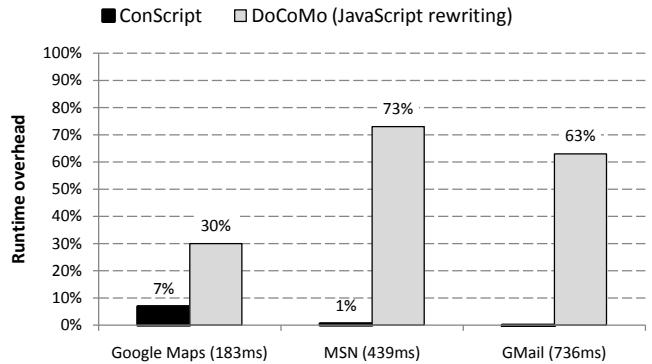


Figure 11: Macro-benchmarks: enforcing policies in Section VI-B using CONSCRIPT has low overhead, compared to rewriting techniques.

highly interactive Web applications, deciding *how* to measure the overhead presents a difficulty. Our strategy has been to find two runtime events that do not exhibit much runtime variance such as the `onload` event and the first `XmlHttpRequest` being issued. Our measured slowdowns are thus mostly of CPU time; slowdown in a network-bound interactions like page loading is likely less than our reported benchmarks. This approach for experimenting with third-party sites was previously advocated in the AjaxScope project [33].

Overhead of Private Methods in Script# Policy. For the policy in Section VI-A, our protection of Script# private methods exhibits two kinds of runtime costs: instantiation overhead during application loading and then runtime monitoring overhead. Of concern, to protect a private method, all public entry points in the same class are also instrumented. This is unlike our other policies as the cost may be linear in the program size.

For this experiment, we applied the policy to the Live Desktop application that is part of the application suite located at `www.mesh.com`. We instrumented two core file and folder manipulation class files of the Live Desktop shared desktop application to evaluate these overheads, spanning 5% of the main library (23 private methods and 32 public ones out of 1,327 total functions). We have only automated policy generation given the namespace information: while the C# compiler generates this information, we manually extracted it for our benchmark. We averaged our overhead numbers over 20 trials, with most network resources cached locally.

There is no statistically significant impact on loading the application when measured from beginning to end (and forcing caching). The entire set of 55 method policies was installed in 1 ms or less — our JavaScript timer does not provide finer granularity — representing at most 0.3% of the processing time (and our micro-benchmarks suggest much less). For the task of opening a folder, 2 instrumented private calls are made, with 40 invocations of other methods in the same classes, accounting for 1.4% of the calls. We detected no statistically significant overhead: the average 0.9% slow-

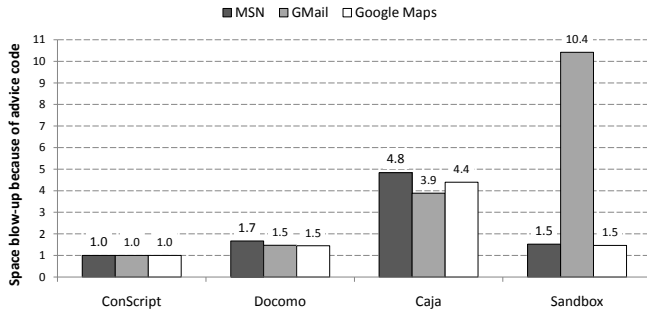


Figure 12: Code size increase for different instrumentation technologies. down is below the 3.5% range of experimental error.

Overhead of Intrusion Detection Policy. For the intrusion detection policy in Section VI-B, to perform our experiments, we created a representative list of 15 common attack vectors. For example, `postMessage` and `XDomainRequest` can be used to circumvent the single origin policy and functions are typically coded without considering the possibility of `defineProperty` changing the behavior of field access. Next, we monitored scripts sent to a browser from the server, checking against a master list of privileged DOM functions. Whatever did not occur was added to the final blacklist. As we cannot directly access the code of third-party sites, we used Fiddler to rewrite pages received by our test browser to load our blacklist advice, mimicking our suggested deployment approach.

We report the performance impact as part of our overall performance analysis, as shown in Figure 11. We ran 30 trials of uninstrumented and instrumented versions. We compare measured slowdown to that reported for JavaScript rewriting overhead [2], though, unfortunately, error information is unavailable. Fundamentally, when blacklisting functions under benign scenarios, the only cost is in instrumenting blacklist functions at initialization time. For most applications we tested (including Google Calendar, which is not shown), the standard deviation of the slowdown was 5%, with the average slowdown being negligible (0%). While we show an average 7% overhead on Google Maps, as its slowdown deviation is 46%, the slowdown is not statistically significant. Note that we have not observed any intrusion detection alarms while testing these applications.

D. Code Size Increase

JavaScript code *size* is a major concern for Web application performance [34], which becomes especially acute for mobile devices with limited storage capacity and for Web applications in general where resources are transferred over the network. Our timing benchmark measurements were performed on locally cached files. However, we must consider the file size increases related to verbose policies and rewriting, as initial network transfer time is crucial to fast application loading.

Figure 12 shows that our advice system has small and constant space overhead relative to other approaches, which,

in contrast, have a cost linear in the size of application. We compare CONSCRIPT with the size blowup of running Docomo [2]⁴, Caja [7], and WebSandbox [8].

We selected JavaScript files from MSN, GMail, and Google Maps and ran them through existing rewriting tools [7, 8], or used previously reported results when no tool was available [2]. Reflecting best practices, we then run both the input and output through a suite of JavaScript compressors and pick the smallest file size.

For all, we compare the initial file size to the size of the secured one. Our policies add an average 0.7 KB to the compressed file size. As applications grow in size, relative cost decreases because the policy size is constant in most of our examples. In contrast, variable in the source rewriter and the application, a cost linear in the source size was incurred. We show the average linear cost per rewriter; we suspect the importance of considering the application is that different source generation tools (e.g., minifiers or tier-splitters) were used on a per-application basis.

VIII. RELATED WORK

We implement much of the vision previously proposed by Erlingsson and Livshits [6] and examine the unaddressed problem of writing secure programmatic policies. There have been significant advances since the original proposal:

Static analysis. Policies might be phrased as properties to be statically verified. On benchmarks for a control-flow analysis, Guha et al. found large JavaScript applications need context sensitivity prohibitively higher than that for applications written in more static languages [20]. Evaluating a points-to analysis, Guarnieri et al. [11] found JavaScript widgets (that are typically between 50-250 lines) utilize a more tractable language subset. It is still unclear, however, how to apply such a static analysis to large, expressive Web applications.

Type systems. Our type system in Section IV-C provides a form of fully-static checking and considers the subtleties of JavaScript, unlike Chugh’s [12]. It is derived from label-based information flow type systems like Myer’s [17] and Pottier’s [35]. Non-interference was too strict of a property for our domain: we must simply prevent references to policy heap objects from leaking. Inference is well-studied for such systems; further aiding usability, due to our safety properties and interpreter modifications, we only require policy code to pass the checker.

Browser tags. There are several proposals for modifying browsers to support coarse tag-based policies. For example, BEEP [4] introduces both a `<noscript>` tag to disallow scripts in descendant nodes and an application meta-tag for hash-based whitelisting of dynamically loaded scripts. Our

⁴The measurements of Kikuchi et al. [2] are copied from the reported ones as there was no public way to reproduce them.

more general script pointcuts enable encoding these primitives by supporting context-sensitive advice at the point in which a script enters the interpreter. MashupOS [5] proposes open and closed sandbox tags. These enable an application to load a script and manipulate the script’s content while preventing the script from manipulating the application. Section V lists examples of CONSCRIPT policies that largely obviate the need for specialized tags.

Isolation languages. ADSafe [14], FBJS [36], Caja [7], and WebSandbox [8] are JavaScript variants designed to run untrusted gadgets in isolation from the rest of a page without modifying browsers. ADSafe syntactically checks that a gadget does not use many JavaScript language features such as the `this` object; this is analogous to our heavily restricted policy language subset except the entire program must be written in it. The rest support larger JavaScript subsets by rewriting gadget source to perform dynamic checks and lookup translations. However, implementation correctness of these systems has been questioned in the past [37]. By instrumenting the browser instead, it is possible to get much better assurances of enforcement correctness.

Shallow wrapping. Instead of the pervasively wrapping and rewriting, an option is to only advise particular method calls [3,40] by dynamically reassigning an object’s method to point to a wrapped, instrumented version. While this may be acceptable for some use cases like debugging [3] that tolerate error, it is inappropriate for securing large APIs. For example, there are many aliases to the function `eval` that must be manually enumerated, and, unlike the rewriting and deep wrapping systems, there are no controls against inadvertent escaping of aliases. As a result, we found these systems to be susceptible to our policy integrity attacks.

Weaving aspects into source code. A traditional technique for implementing aspects that solves the above aliasing problem is, instead of forcing the developer to rewrite all aliases to a function, to just rewrite the function. Kikuchi et al. [2] and Washizaki et al. [41] demonstrate this idea for JavaScript by introducing a serverside proxy to rewrite outgoing pages. Unfortunately, the server cost is not negligible. Furthermore, JavaScript is dynamic: traditional aspect weavers consume type-based pointcuts, which is too imprecise for JavaScript. Using references for finer pointcuts currently requires pervasive rewriting to pinpoint enforcement locations at runtime. Next, the DOM API contains many privileged functions: there is no source code available to rewrite. We avoid these problems by instrumenting the interpreter.

Aspect interfaces for dynamic languages. How aspects are exposed to developers is crucial. In JavaScript, pointcuts are too imprecise if specified with type signatures. We do not grant ambient authority to aspects [39]: instead of accepting a variable or function name as a pointcut as Washizaki et al. do [41], we advocate *requiring* a reference to a function in order to be allowed to advise it. Kikuchi et al. [2] sug-

gest developers control JavaScript applications using a new XML-based language with code template and state machine tags. In contrast, we propose the single succinct construct around. This construct in conjunction with libraries may be used to develop other forms of advice (*before*, etc.) and to provide pointcut combinators.

Secure aspects. While a traditional use case for aspects has been for enforcing cross-cutting security (safety) properties, discussion of securing aspect systems at the language level is more recent. Dantas et al. [42] explore how to provide a non-interference property: a program may not be behaviorally modified by a malicious aspect. We weaken this property to abide by the object capability model: advice may only apply to a function given a reference to the function.

We primarily focus on an opposite threat model: aspects should be protected from subsequent code. Systems like Naccio [43] and SASI [44] provide instrumentation analogous to ours for preserving encapsulation (Section IV-B) but do not support policies that interact with non-policy code. In contrast, for example, our verifier may check that a policy’s interactions with the DOM do not leak a privileged whitelist object (Section IV-C).

IX. CONCLUSIONS

This paper presents CONSCRIPT, a system that implements client-side *deep* advice for security. CONSCRIPT has been implemented by extending the Internet Explorer 8 JavaScript engine. To demonstrate the expressive power of CONSCRIPT, we presented 17 security and reliability policies that are specific to an application and are drawn from literature, practice, and analysis. We applied a type system to these policies to ensure that, once they type-check, they are free from a range of common bugs that were found in JavaScript policies before. We further presented two strategies for *automatically* producing CONSCRIPT policies through static and runtime analysis, demonstrating policies need not be created by hand, and that CONSCRIPT provides expressive primitives that simplify the implementation of policy generation tools.

We conducted a range of experiments with CONSCRIPT, both using micro-benchmarks and large, popular Web applications. In our extensive experiments, both the time and space overhead of CONSCRIPT has been demonstrated to be negligible for most large applications, hovering around 1%, which is often orders of magnitude smaller than what had been shown by previously published techniques.

REFERENCES

- [1] B. Chess, Y. T. O’Neil, and J. West, “JavaScript hijacking,” www.fortifysoftware.com/servlet/downloads/public/JavaScript_Hijacking.pdf, Mar. 2007.
- [2] H. Kikuchi, D. Yu, A. Chander, H. Inamura, and I. Serikov, “JavaScript instrumentation in practice,” in *Proceedings of the Asian Symposium on Programming Languages and Systems*, 2008.

- [3] P. H. Phung, D. Sands, and A. Chudnov, "Lightweight self-protecting JavaScript," in *Proceedings of the International Symposium on Information, Computer, and Communications Security*, 2009.
- [4] T. Jim, N. Swamy, and M. Hicks, "Defeating script injection attacks with browser-enforced embedded policies," in *Proceedings of the International Conference on World Wide Web*, 2007.
- [5] J. Howell, C. Jackson, H. J. Wang, and X. Fan, "MashupOS: Operating system abstractions for client mashups," in *Proceedings of the Workshop on Hot Topics in Operating Systems*, May 2007.
- [6] Ú. Erlingsson, B. Livshits, and Y. Xie, "End-to-end Web application security," in *Proceedings of the Workshop on Hot Topics in Operating Systems*, May 2007.
- [7] M. S. Miller, M. Samuel, B. Laurie, I. Awad, and M. Stay, "Caja - safe active content in sanitized JavaScript," October 2007, <http://google-caja.googlecode.com/files/caja-spec-2007-10-11.pdf>.
- [8] S. Isaacs and D. Manolescu, "Web Sandbox - Microsoft Live Labs," <http://websandbox.livelabs.com/>, 2009.
- [9] C. Reis, J. Dunagan, H. Wang, O. Dubrovsky, and S. Esmeir, "BrowserShield: Vulnerability-driven filtering of dynamic HTML," in *Proceedings of the Operating System Design and Implementation*, 2006.
- [10] T. Elrad, R. E. Filman, and A. Bader, "Aspect-oriented programming: Introduction," *Communications of the ACM*, vol. 44, no. 10, 2001.
- [11] S. Guarnieri and B. Livshits, "Gatekeeper: Mostly static enforcement of security and reliability policies for JavaScript code," in *Proceedings of the Usenix Security Symposium*, Aug. 2009.
- [12] R. Chugh, J. A. Meister, R. Jhala, and S. Lerner, "Staged information flow for JavaScript," in *Proceedings of the Conference on Programming Language Design and Implementation*, 2009.
- [13] Mozilla Foundation, "Using JavaScript code modules," Sep. 2009.
- [14] D. Crockford, "ADSafe," adsafe.org.
- [15] G. Kiczales, E. Hilsdale, J. Hugunin, M. Kersten, J. Palm, and W. G. Griswold, "An overview of AspectJ," in *Proceedings of the European Conference on Object-Oriented Programming*, 2001.
- [16] ECMA International, "ECMA-262: ECMAScript language specification, version 3.1," Sep. 2009.
- [17] A. C. Myers, "JFlow: practical mostly-static information flow control," in *Proceedings of the Symposium on Principles of Programming Languages*, 1999.
- [18] D. Greenfieldboyce and J. S. Foster, "Type qualifier inference for Java," *SIGPLAN Notices*, vol. 42, no. 10, 2007.
- [19] B. Livshits and L. A. Meyerovich, "ConScript: Specifying and enforcing fine-grained security policies for JavaScript in the browser," Microsoft Research, Tech. Rep. MSR-TR-2009-158, Nov. 2009.
- [20] A. Guha, S. Krishnamurthi, and T. Jim, "Using static analysis for AJAX intrusion detection," in *Proceedings of the International Conference on World Wide Web*, 2009.
- [21] A. Barth, C. Jackson, and J. C. Mitchell, "Securing frame communication in browsers," in *Proceedings of the Conference on Security Symposium*, 2008.
- [22] C. Yue and H. Wang, "Characterizing insecure JavaScript practices on the Web," in *Proceedings of the International Conference on World Wide Web*, 2009.
- [23] "Google Web Toolkit," <http://code.google.com/webtoolkit>.
- [24] Microsoft Corporation, "Microsoft Live Labs Volta," <http://labs.live.com/volta/>, 2007.
- [25] N. Kothari, "Script#," <http://projects.nikhilk.net/ScriptSharp/>, 2008.
- [26] A. Kennedy, "Securing the .NET programming model," *Theoretical Computer Science*, vol. 364, no. 3, 2006.
- [27] C. Warrender, S. Forrest, and B. Pearlmutter, "Detecting intrusions using system calls: Alternative data models," in *Proceedings of the IEEE Symposium on Security and Privacy*, vol. 0, 1999.
- [28] E. Eskin, S. J. Stolfo, and W. Lee, "Modeling system calls for intrusion detection with dynamic window sizes," *DARPA Information Survivability Conference and Exposition*, vol. 1, 2001.
- [29] "The JS.Yamanner worm," http://www.f-secure.com/v-descs/yamanner_a.shtml, 2006.
- [30] L. A. Meyerovich, A. P. Felt, and M. S. Miller, "Object views: Fine-grained sharing in browsers," in *Proceedings of the International Conference on World Wide Web*, April 2010.
- [31] C. G. Jones, R. Liu, L. Meyerovich, K. Asanovic, and R. Bodk, "Parallelizing the web browser," in *Proceedings of the Workshop on Hot Topics in Parallelism*, March 2009.
- [32] E. Lawrence, "Fiddler: Web debugging proxy," <http://www.fiddlertool.com/fiddler/>, 2007.
- [33] E. Kiciman and B. Livshits, "AjaxScope: a platform for remotely monitoring the client-side behavior of Web 2.0 applications," in *Proceedings of ACM Symposium on Operating Systems Principles*, Oct. 2007.
- [34] B. Livshits and E. Kiciman, "Doloto: Code splitting for network-bound Web 2.0 applications," in *Proceedings of the International Symposium on the Foundations of Software Engineering*, Sep. 2008.
- [35] F. Pottier and S. Conchon, "Information flow inference for free," *SIGPLAN Notices*, vol. 35, no. 9, 2000.
- [36] Facebook, "FBJS - Facebook Developer Wiki," July 2007, <http://wiki.developers.facebook.com/index.php/FBJS>.
- [37] M. Finifter, J. Weinberger, and A. Barth, "Preventing capability leaks in secure Javascript subsets," in *Proceedings of the Network and Distributed System Security Symposium*, 2010.
- [38] A. G. Guha, J. Matthews, R. B. Findler, and S. Krishnamurthi, "Relationally-parametric polymorphic contracts," in *Proceedings of the Symposium on Dynamic Languages*, 2007.
- [39] M. S. Miller, "Robust composition: Towards a unified approach to access control and concurrency control," Ph.D. dissertation, Johns Hopkins University, Baltimore, Maryland, USA, May 2006.
- [40] R. Porotnikov, "AOP fun with JavaScript," July 2001, <http://www.jroller.com/deep/date/20030701>.
- [41] H. Washizaki, A. Kubo, T. Mizumachi, K. Eguchi, Y. Fukazawa, N. Yoshioka, H. Kanuka, T. Kodaka, N. Sugimoto, Y. Nagai, and R. Yamamoto, "AOJS: Aspect-oriented JavaScript programming framework for Web development," in *Proceedings of the Workshop on Aspects, Components, and Patterns for Infrastructure Software*, 2009.
- [42] D. S. Dantas and D. Walker, "Harmless advice," in *Proceedings of the Symposium on Principles of Programming Languages*, 2006.
- [43] D. Evans and A. Twyman, "Flexible policy-directed code safety," in *Proceedings of the IEEE Symposium on Security and Privacy*, 1999.
- [44] Úlfar Erlingsson and F. B. Schneider, "Sasi enforcement of security policies: a retrospective," in *Proceedings of the Workshop on New Security Paradigms*. New York, NY, USA: ACM, 2000.